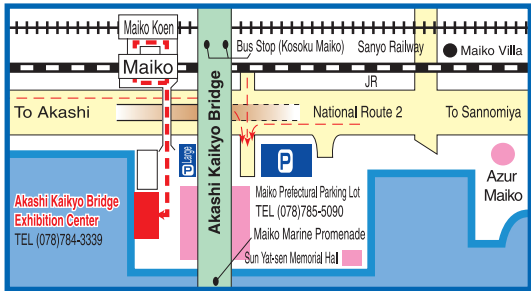


- **Open hours** 9:15 - 17:00 (no admission after 16:30)
Mondays (closed on the next day if Monday is a national holiday) Dec. 29 – Jan. 3
Open every day during the Golden Week holidays (from late April to early May) and from July 20 to August 31
- **Closed**
- **Admission fee** Adults: 500 yen; Elementary school and junior high school students: 250 yen; Specially discounted fee for people who are 65 years old or older: 350 yen
* Senior discounts (65 or over): Please show an ID or other document verifying your age.
- **Discounts**
 - Group discount: For groups of 20 people or more: Adults: 450 yen Elementary school and junior high school students: 230 yen
 - Free admission for the person with Physical Disability Record Book, Rehabilitation Record Book, Mental Disability Insurance Welfare Record Book, or showing the smartphone App "Mirairo ID". One accompanying person will also have free admission.
- **Access**
 - 5 minute walk to the south (toward the sea) from the JR Line Maiko Station
 - 7 minute walk to the south (toward the sea) from the Sanyo Electric Railway Line Maiko Koen Station
 - 7 minute walk to the south (toward the sea) from Kosoku Maiko Bus Stop
 - From the direction of Sanyo Expressway and Chugoku Expressway:
About 9 km south from Fusehata Interchange on E28 Kobe Awaji Naruto Expressway
 - From Kobe and Osaka:
About 4 km south-west from Takamaru Interchange on E93 Daini Shinmei Expressway
 - From Awaji Island and Shikoku:
About 6 km south-west from Tarumi Interchange on E28 Kobe Awaji Naruto Expressway
 - From Hirimeji:
About 10 km south-east from Tamatsu Interchange on E93 Daini Shinmei Expressway
- **Parking** Please use the Maiko-Park parking lot (fee necessary).



Commemorative stamp




Akashi Kaikyo Bridge Exhibition Center

Akashi Kaikyo Bridge Exhibition Center

4-114, Higashi-maiko-cho, Tarumi-ku, Kobe-shi, Hyogo-ken, 655-0047
 TEL (078)784-3339 FAX (078)784-8888
 Website <https://www.hashinokagakukan.jp>

2024.08




Welcome to the Akashi Kaikyo Bridge Exhibition Center

The Bridge Exhibition Center offers the opportunity to learn about the bridge-building technologies used to construct the Honshu-Shikoku Bridges, including the Akashi Kaikyo Bridge, through scale models, videos and panel displays. The center was designed to be an experience-oriented facility where visitors can view, touch and explore the exhibits. Please enjoy your visit.

360° VR Experience Zone

Experience the 360° panoramic views while inspecting the main cables at a high position of the Akashi Kaikyo Bridge, or on a bridge inspection unit at the Great Seto Bridge, and on a bike to enjoy cycling on the Shimanami Kaido Roads. It is not allowed for anyone under the age of 13.



3D cinematic experience

Overwhelming images on a large 200-inch size screen. Three video programs on the bridges can be viewed in the theater room of the Bridge Exhibition Center. 3D images that when viewed with the special glasses will make you feel part of the scene.

Program Title	Running Time					
"Visits to Bridges"	10:00	11:00	13:00	14:00	15:00	
"Let's learn about Akashi Kaikyo Bridge with Wataru!"	9:30	10:30	11:30	12:30	13:30	15:30
"Road across the sky"			12:00			16:00

40 m Model Used in Wind Tunnel Test

The main span of the Akashi Kaikyo Bridge is one of the largest in the world (1,991m) and thus has to be very stable in wind. Wind tunnel tests were therefore repeatedly carried out using a 40 m long 1/100 scale model of the bridge. The model used in the wind tunnel tests is now on exhibit in the overhead space of the center.

Exhibits at the Bridge Exhibition Center

- How was the Akashi Kaikyo Bridge constructed?

The records of the process in which the Akashi Kaikyo Bridge was constructed, from the planning, investigation and design, right through to the substructure and superstructure, as well as the technological developments, are all on presentation within the center. Visitors can operate models of the devices used in the construction of the caissons and stiffening girders.

- Bridge Maintenance Technology

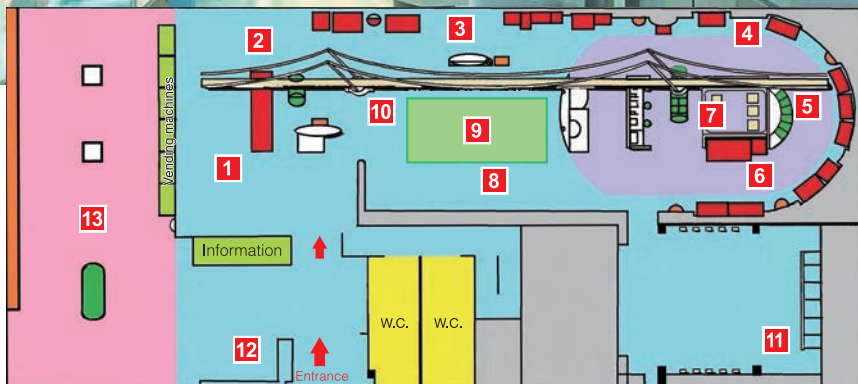

We aim to be able to utilize the Honshu-Shikoku Bridges for at least 200 years or more. This section introduces the technologies used in making inspections and repairing the long-span bridges in an effective but safe manner.

Museum Shop

The shop sells DVDs containing a film on building the Akashi Kaikyo Bridge, goods featuring the Exhibition Center mascot, Meguru.

Relaxation Space

The Bridge Exhibition Center is located at the foot of the Akashi Kaikyo Bridge. From the glass-wall (south) visitors can view ships moving through the Akashi Strait with Awaji Island in the distance as well as the Akashi Kaikyo Bridge. Brochures are available at the tourist information section. Vending machines are also located there, making it a good place to relax for a while.



- 1 Introduction to Honshu-Shikoku Bridges
- 2 Bridge Design
- 3 Construction of Bridge (Substructure)
- 4 Construction of Bridge (Main tower)
- 5 Construction of Bridge (Cables)
- 6 Construction of Bridge (Stiffening Girders)
- 7 360° VR Experience Zone
- 8 Bridge Maintenance Technology
- 9 Special Exhibition
- 10 40 m Model of Akashi Kaikyo Bridge Used in Wind Tunnel Tests
- 11 3D Theater Gallery
- 12 Museum Shop
- 13 Relaxation Space (free admission area)